


☆ あっているものを ○ で かこみましょう。

①

ながそで

はんそで




A red long-sleeved shirt is shown below two vertical boxes. The left box contains the text 'ながそで' (nagasode) and the right box contains 'はんそで' (hansode). Lines connect the bottom of each box to the top of the shirt.

②

ジャンパー

かっぱ




A yellow and blue jacket is shown below two vertical boxes. The left box contains the text 'ジャンパー' (jampaa) and the right box contains 'かっぱ' (kappa). Lines connect the bottom of each box to the top of the jacket.

③

シャツ

きゆうしよぐぎ




A white button-down shirt is shown below two vertical boxes. The left box contains the text 'シャツ' (shatsu) and the right box contains 'きゆうしよぐぎ' (kyoushugugi). Lines connect the bottom of each box to the top of the shirt.

④

かき

カッパ




A yellow raincoat is shown below two vertical boxes. The left box contains the text 'かき' (kaki) and the right box contains 'カッパ' (kappa). Lines connect the bottom of each box to the top of the raincoat.

⑤

パジャマ

きゆうしよぐぎ




Yellow pajamas (a long-sleeved shirt and pants) are shown below two vertical boxes. The left box contains the text 'パジャマ' (pajama) and the right box contains 'きゆうしよぐぎ' (kyoushugugi). Lines connect the bottom of each box to the top of the pajamas.

⑥

ティーシャツ

みずぎ




Blue tank top and shorts are shown below two vertical boxes. The left box contains the text 'ティーシャツ' (teeshu) and the right box contains 'みずぎ' (mizugi). Lines connect the bottom of each box to the top of the clothing.

⑦

ボタン

ファスナー




A blue button is shown below two vertical boxes. The left box contains the text 'ボタン' (botan) and the right box contains 'ファスナー' (fasunaa). Lines connect the bottom of each box to the top of the button.

⑧

ファスナー

ホック




A yellow zip-up jacket is shown below two vertical boxes. The left box contains the text 'ファスナー' (fasunaa) and the right box contains 'ホック' (hokku). Lines connect the bottom of each box to the top of the jacket.

☆ あっているものを ○ で かこみましょう。


①

かばん	さいふ
-----	-----



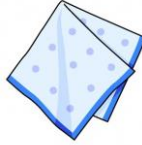
②

うでどけい	めざましどけい
-------	---------




③

ティッシュ	ハンカチ
-------	------




④

かさ	カップ
----	-----




⑤

タオル	ティッシュ
-----	-------




⑥

さいふ	リュック
-----	------




⑦

てぶくろ	ぼうし
------	-----



⑧

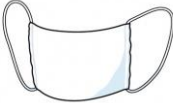
めがね	サングラス
-----	-------



☆ あっているものを ○ で かこみましょう。


①

めがね	マスク
-----	-----




②

ぼうし	マフラー
-----	------




③

てぶくろ	あかしろぼうし
------	---------




④

マフラー	コート
------	-----




⑤

スリッパ	くつ
------	----




⑥

サンダル	ブーツ
------	-----




⑦

ながぐつ	サンダル
------	------



⑧


めがね	おかね
-----	-----



☆ あっているものを ○ で かこみましょう。

①


けいさんき	でんわ
-------	-----



A diagram with two vertical boxes containing the words 'けいさんき' (fax) and 'でんわ' (phone). Lines connect the bottom of both boxes to a central point above an illustration of a fax machine.

②


なべ	すいはんき
----	-------



A diagram with two vertical boxes containing the words 'なべ' (pot) and 'すいはんき' (rice cooker). Lines connect the bottom of both boxes to a central point above an illustration of a rice cooker.

③


でんしれんじ	でんきケトル
--------	--------



A diagram with two vertical boxes containing the words 'でんしれんじ' (microwave) and 'でんきケトル' (electric kettle). Lines connect the bottom of both boxes to a central point above an illustration of a microwave oven.

④


れいぞうこ	オーブン
-------	------



A diagram with two vertical boxes containing the words 'れいぞうこ' (refrigerator) and 'オーブン' (oven). Lines connect the bottom of both boxes to a central point above an illustration of a refrigerator.

⑤


れいぞうこ	せんたくき
-------	-------



A diagram with two vertical boxes containing the words 'れいぞうこ' (refrigerator) and 'せんたくき' (washing machine). Lines connect the bottom of both boxes to a central point above an illustration of a washing machine.

⑥


そうじき	せんぷうき
------	-------



A diagram with two vertical boxes containing the words 'そうじき' (vacuum) and 'せんぷうき' (vacuum). Lines connect the bottom of both boxes to a central point above an illustration of a vacuum cleaner.

⑦


エアコン	アイロン
------	------



A diagram with two vertical boxes containing the words 'エアコン' (air conditioner) and 'アイロン' (iron). Lines connect the bottom of both boxes to a central point above an illustration of an iron.

⑧

ミシン	リモコン
-----	------




A diagram with two vertical boxes containing the words 'ミシン' (sewing machine) and 'リモコン' (remote control). Lines connect the bottom of both boxes to a central point above an illustration of a sewing machine.

☆ あっているものを ○ で かこみましょう。

①

リモコン

けいたいでんわ




A diagram with two vertical boxes. The left box contains the text 'リモコン' (remote control) and the right box contains 'けいたいでんわ' (mobile phone). Lines connect the bottom of both boxes to a central point above an illustration of a black remote control.

②

アイロン

でんち




A diagram with two vertical boxes. The left box contains the text 'アイロン' (iron) and the right box contains 'でんち' (batteries). Lines connect the bottom of both boxes to a central point above an illustration of three AA batteries.

③

エアコン

アイロン




A diagram with two vertical boxes. The left box contains the text 'エアコン' (air conditioner) and the right box contains 'アイロン' (iron). Lines connect the bottom of both boxes to a central point above an illustration of a white air conditioner.

④

せんたくき

せんぷうき




A diagram with two vertical boxes. The left box contains the text 'せんたくき' (washing machine) and the right box contains 'せんぷうき' (fan). Lines connect the bottom of both boxes to a central point above an illustration of a blue and white electric fan.

⑤

ドライヤー

ミシン




A diagram with two vertical boxes. The left box contains the text 'ドライヤー' (hair dryer) and the right box contains 'ミシン' (sewing machine). Lines connect the bottom of both boxes to a central point above an illustration of a blue hair dryer.

⑥

れいぞうこ

ラジカセ




A diagram with two vertical boxes. The left box contains the text 'れいぞうこ' (refrigerator) and the right box contains 'ラジカセ' (portable CD player). Lines connect the bottom of both boxes to a central point above an illustration of a blue and white portable CD player.

⑦

でんわ

パソコン




A diagram with two vertical boxes. The left box contains the text 'でんわ' (phone) and the right box contains 'パソコン' (PC). Lines connect the bottom of both boxes to a central point above an illustration of a silver laptop computer.

⑧

でんしれんじ

デジカメ



A diagram with two vertical boxes. The left box contains the text 'でんしれんじ' (digital camera) and the right box contains 'デジカメ' (digital camera). Lines connect the bottom of both boxes to a central point above an illustration of a silver digital camera.